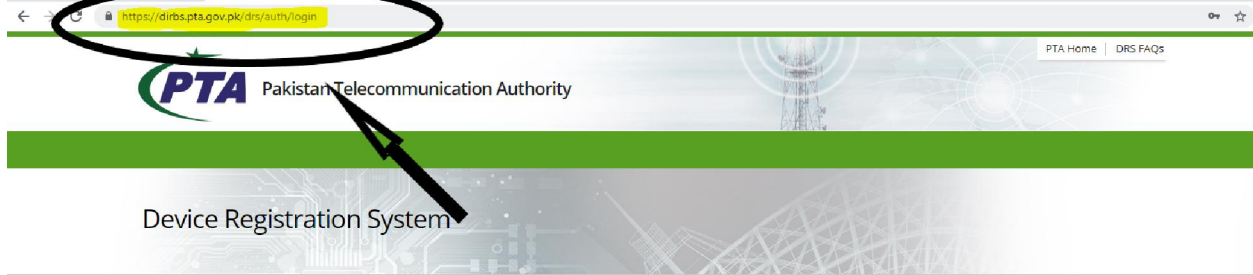


Dear All,

PTA has launched online system Device Registration System (DRS) <http://dirbs.pta.gov.pk/drs/auth/login> to be used for applying for commercial/personal NOC with IMEI functionality. All applicants must apply through this portal for issuance of NOC all other formats previously used will not be entertained in future.

For type approval holders and authorized distributors, each applicant will be required to sign up for creation of login/password. Steps required for sign up are given below.

Step 1 : Go to link <http://dirbs.pta.gov.pk/drs/auth/login>



#### Login Form

Email

This field is required.

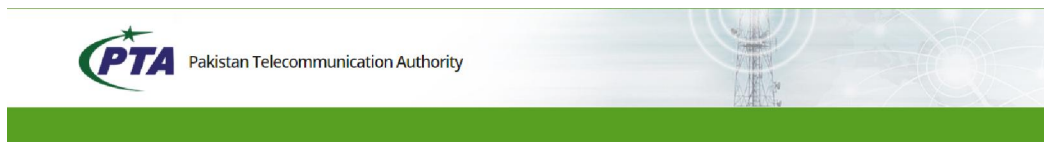
Password

This field is required.

[Forgot password ?](#)

No Account ? [Sign up](#)

Step 2: Click on Sign Up link



#### Login Form

Email

This field is required.

Password

This field is required.

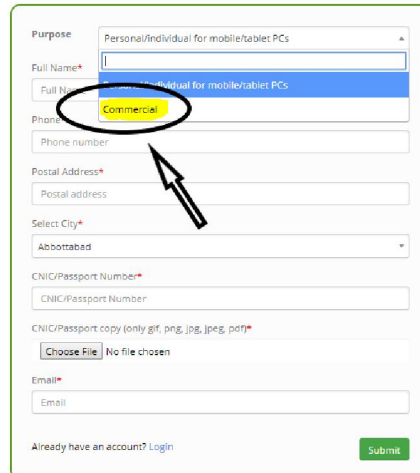
[Forgot password ?](#)

No Account ? [Sign up](#)

For all commercial entities wishing to import mobile devices for sale in Pakistan, prior to import check PTA approved models with TAC details. Only PTA approved devices/TAC will be issued CoC for commercial import. To check list of approved provided TACs, [PTA Approved Mobile Device \(Having](#)

### Step 3: Select Commercial in the drop down menu

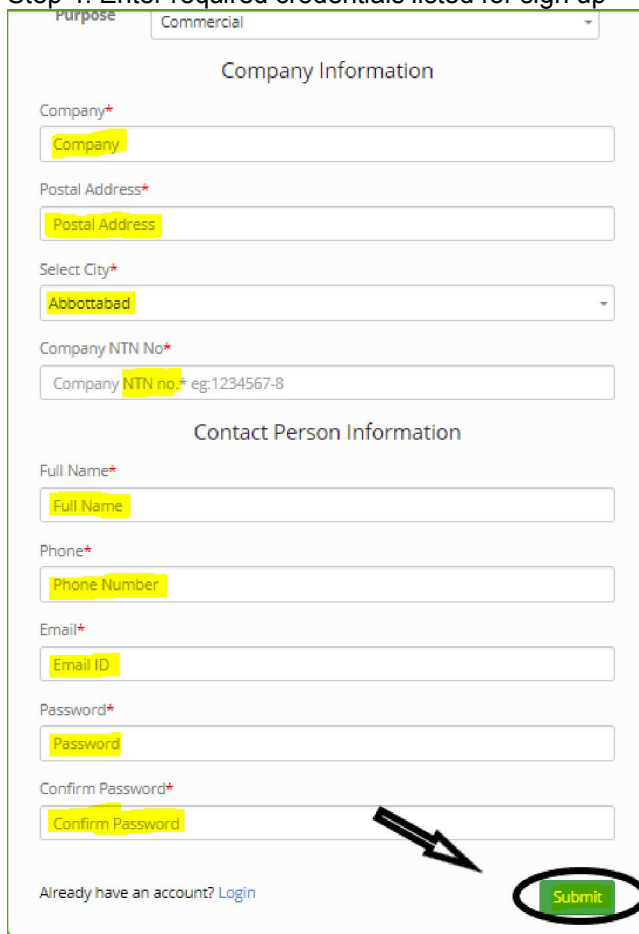
Disclaimer: This registration is for SIM Based devices only.



The registration form for Step 3 includes the following fields and options:

- Purpose:** A dropdown menu with "Personal/Individual for mobile/tablet PCs" selected. The "Commercial" option is highlighted in yellow and circled, with an arrow pointing to it.
- Full Name\*:** A text input field.
- Phone\*:** A text input field for the phone number.
- Postal Address\*:** A text input field for the postal address.
- Select City\*:** A dropdown menu with "Abbottabad" selected.
- CNIC/Passport Number\*:** A text input field.
- CNIC/Passport copy (only gif, png, jpg, jpeg, pdf)\*:** A file upload area with a "Choose File" button and "No file chosen" text.
- Email\*:** A text input field for the email address.
- Buttons:** "Already have an account? Login" and a green "Submit" button.

### Step 4: Enter required credentials listed for sign up



The registration form for Step 4 includes the following fields and options:

- Purpose:** A dropdown menu with "Commercial" selected.
- Company Information:**
  - Company\*:** A text input field with "Company" entered.
  - Postal Address\*:** A text input field with "Postal Address" entered.
  - Select City\*:** A dropdown menu with "Abbottabad" selected.
  - Company NTN No\*:** A text input field with "Company NTN no.\* eg:1234567-8" entered.
- Contact Person Information:**
  - Full Name\*:** A text input field with "Full Name" entered.
  - Phone\*:** A text input field with "Phone Number" entered.
  - Email\*:** A text input field with "Email ID" entered.
  - Password\*:** A text input field with "Password" entered.
  - Confirm Password\*:** A text input field with "Confirm Password" entered.
- Buttons:** "Already have an account? Login" and a green "Submit" button, which is circled in black with an arrow pointing to it.

Step 5: Account will be created and intimation will be sent to PTA, after verification of entered credentials account will be activated for applying of requests

## Login Form

The screenshot shows a login form with the following elements:

- Email:** A text input field containing the email address "test@example.org".
- Password:** A password input field with a yellow background and masked characters ".....".
- Forgot password ?** A blue text link located below the password field.
- No Account ? Sign up** A blue text link located at the bottom left of the form.
- Login** A green button with white text, circled in black, with an arrow pointing to it from the right.

step 6: Once you have created an account, you will have to use the same account for all your applications. In case you have already applied and NOC issued and intend to apply then click add and apply for new application.

The screenshot displays the "Declaration" page within the "Device Registration System".

**Navigation Sidebar (Left):**

- Dashboard
- Commercial COC
- Apply for COC
- My Applications

**Main Content Area:**

**Declaration**

1. I **Ikram commercial test** hereby declare and affirm that:

- I am the only authorized person to file the application for Certificate of Compliance to Technical Standards (COC).
- All the documents and information provided will be best of my knowledge.
- The applicant company shall use the proposed allocation as authorized by PTA (if applicable).
- I shall abide by the Act, Rules, Regulations and other instructions issued by the Authority from time to time.
- All the statements mentioned above and information provided herein are correct.
- You are welcome to use this site and its application at your own risk. PTA will not take any responsibility for any losses damages, monetary or otherwise resulting from its usage.
- PTA reserves the right to cancel/reject the issued/requested COC without any prior notice/reason.

Commercial COC

**Apply for COC**

My Applications

### Application For COC Of Sets, Tablets & TE

**Info!**

Please fill all the necessary fields, make sure the information provided is correct. Any information if proved wrong will not be entertained. The Application Tracking ID will be sent to the applicant's email address after the submission of request. [IMEI-Number is fifteen (15) digit long code of teh device /equipment which can be viewed on your device by typing \*#06#. If device don't have IMEI-Number then technical specs and literature m. provided as evidence of your statement for uninterrupted processing of case].

**Basic Details**

Shipment Originated from: \* --Other--

Shipment Reached To (Port of entry): \* IMO -- Head Quarter Islamabad

Shipment reference / VIR Number : Enter shipment reference (Maximum 20 characters)

MAWB (Master Airway Bill):\* Maximum 20 characters

HAWB (House Airway Bill):\* Maximum 20 characters  
Same as provided in customs/WEBDOC

Airway Bill / Shipment Arrival Time :\* Select date/time

Shipment / Air way bill copy :\*  No file chosen

**Type Approval Holder Information: (Optional)**

Company Name:

Company Address:

**PTA** Pakistan Telecommunication Authority

Device Registration System

Commercial COC (Certificate Of Compliance to Technical Standards)

My COCs List

Show: 10 entries

Sr#	Tracking ID	Equipment Type	Brand	Model	Application Date	Status	Actions
1	MEAVNTA2	Mobile Mobile	telpo telpo	TPS360C TPS360C	18-12-2018	In process	<a href="#">Details</a>

Showing 1 to 1 of 1 entries

Previous 1 Next

Please apply using the latest version of Google chrome Version 66.0.3359.181

Note: You will be required to upload all documents as well as list of only IMEI in CSV format.

For any queries related to the portal kindly send request at [naumankhalid@pta.gov.pk](mailto:naumankhalid@pta.gov.pk) and [nasir@pta.gov.pk](mailto:nasir@pta.gov.pk)

Regards,

**Nauman Khalid**  
 Director Type Approvals  
 +92-51-921-3749 *Office*

### *Online password change process*

**Step :1:**

Go to **“Forgot Password”** Link: [http://dirbs.pta.gov.pk/drs/auth/forgot\\_password](http://dirbs.pta.gov.pk/drs/auth/forgot_password)

**Step :2:**

User has to provide **“same email id”** that was used for creating account on the portal.

**Step :3:**

Click on **“Reset Password”** Button.

**Step :4:**

User will receive an email containing password reset link. Click on that provided link and set new password for the account.