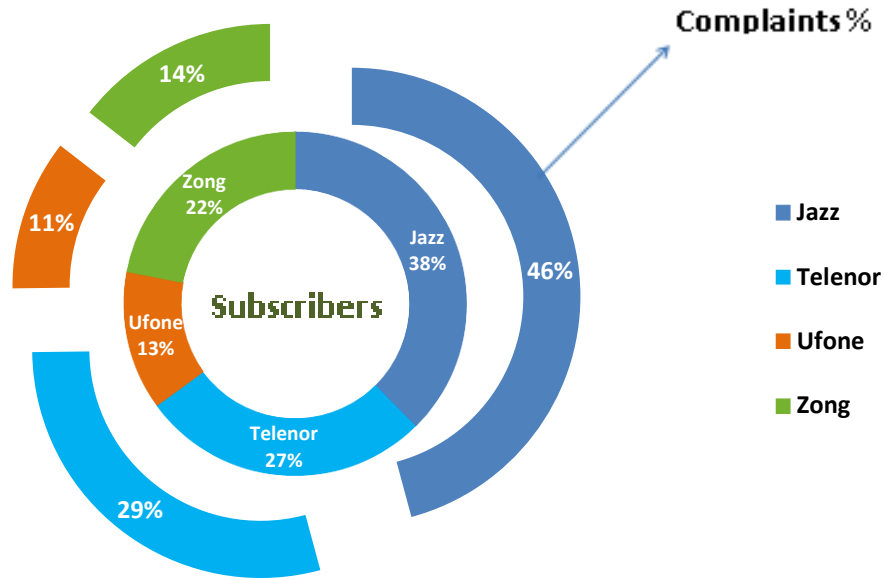
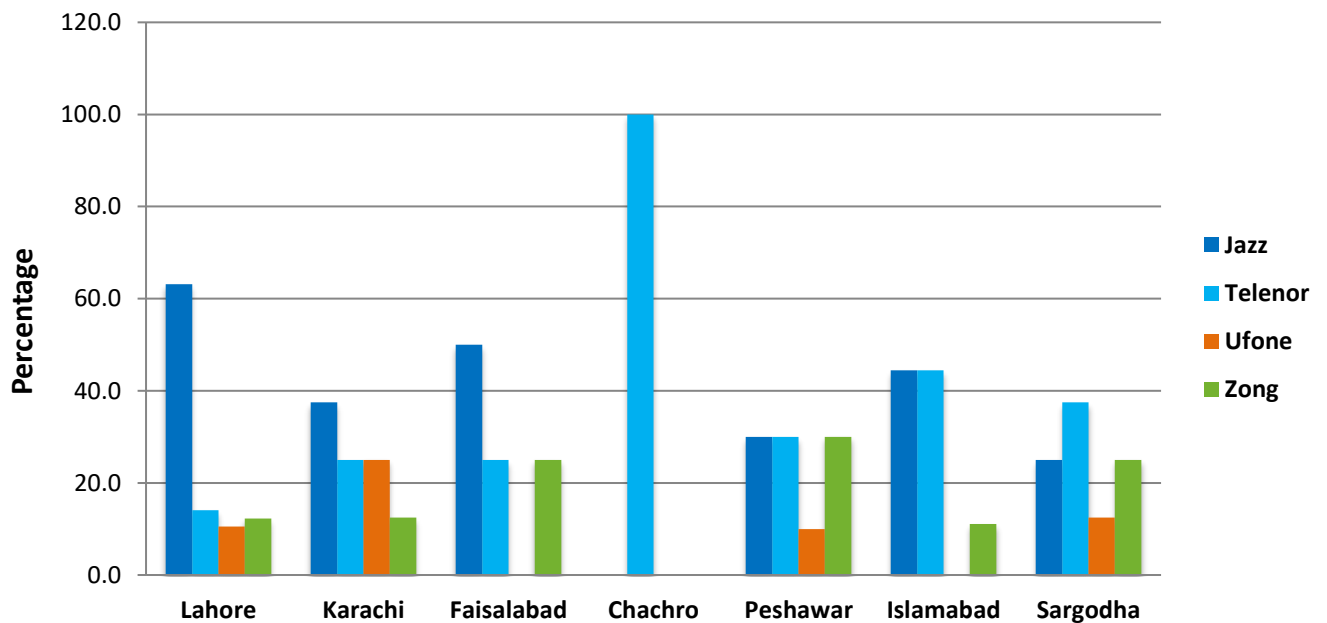


# Operator-wise and City-wise Percentage of Quality of Service Complaints during March 2021

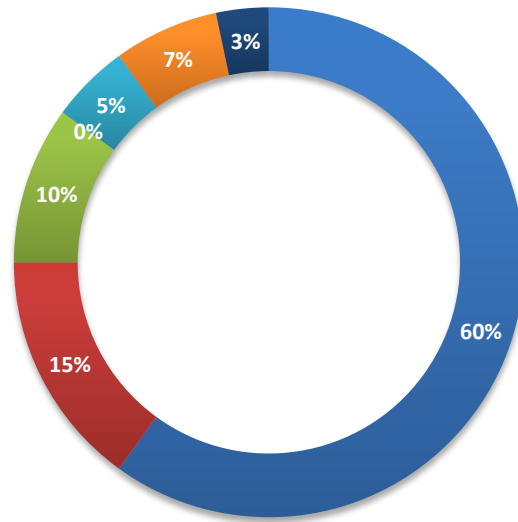
## Operator-wise Percentage from Total Subscriber of Quality of Service Complaints During March 2021



## City-wise Percentage of Quality of Service Complaints against CMOs During March 2021

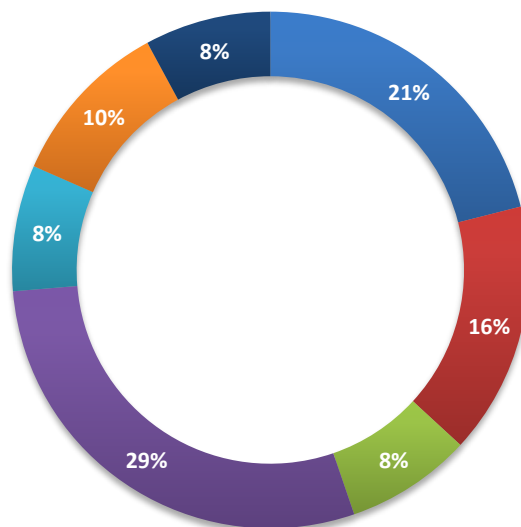


### City-wise Percentage of Quality of Service Complaints against Jazz During March 2021



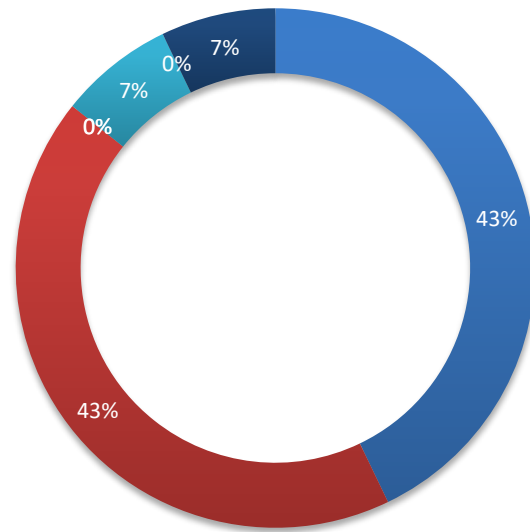
■ Lahore ■ Karachi ■ Faisalabad ■ Chachro ■ Peshawar ■ Islamabad ■ Sargodha

### City-wise Percentage of Quality of Service Complaints against Telenor During March 2021



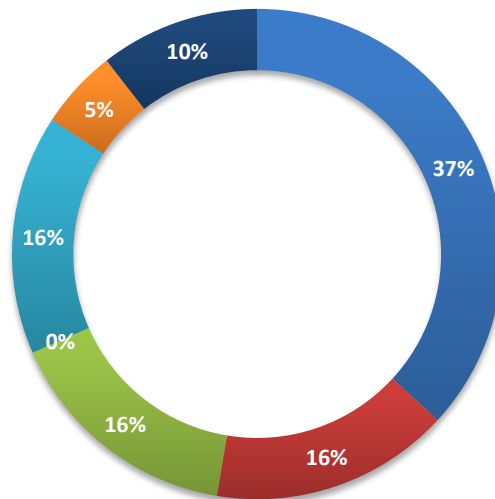
■ Lahore ■ Karachi ■ Faisalabad ■ Chachro ■ Peshawar ■ Islamabad ■ Sargodha

### City-wise Percentage of Quality of Service Complaints against Ufone During March 2021



■ Lahore ■ Karachi ■ Faisalabad ■ Chachro ■ Peshawar ■ Islamabad ■ Sargodha

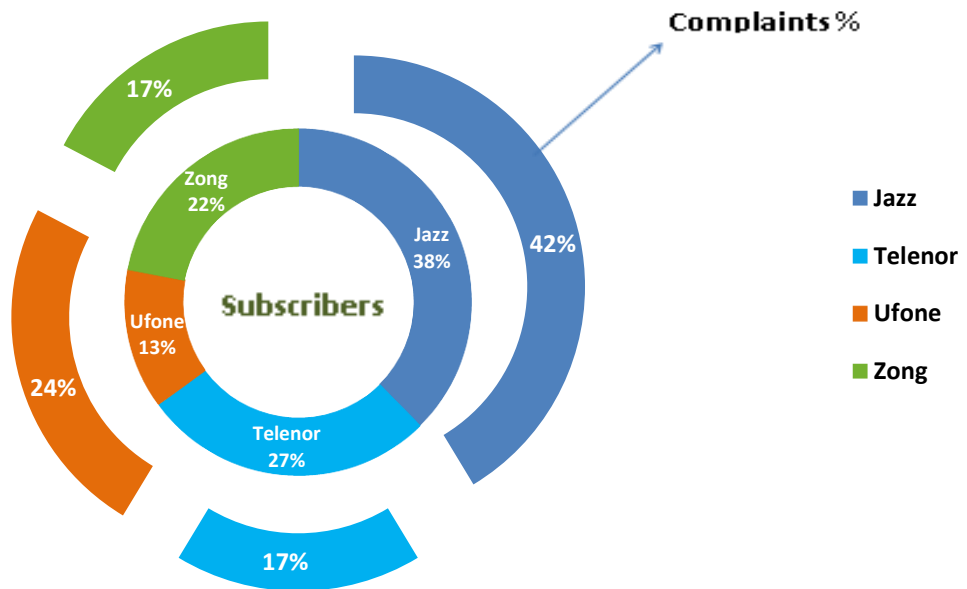
### City-wise Percentage of Quality of Service Complaints against Zong During March 2021



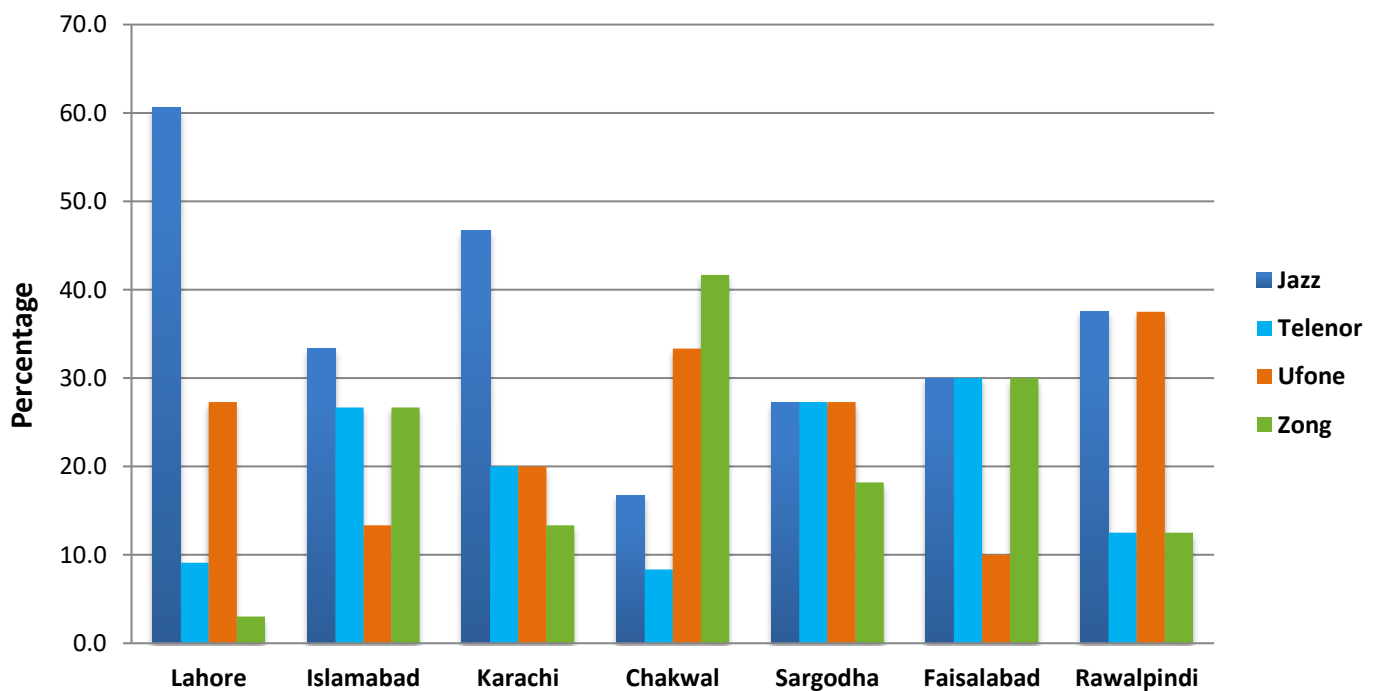
■ Lahore ■ Karachi ■ Faisalabad ■ Chachro ■ Peshawar ■ Islamabad ■ Sargodha

# Operator-wise and City-wise Percentage of Non-Provision of Service in an Area / Coverage Issues during March 2021

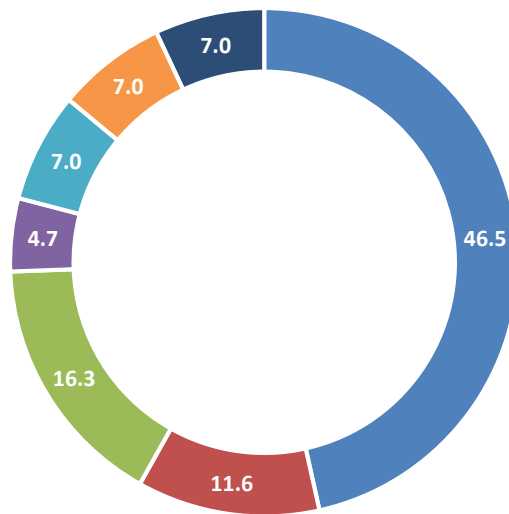
## Operator-wise Percentage from Total Received Complaints and Subscribers of Non Provision of Service in an Area / Coverage Issues Complaints during March 2021



## City-wise Percentage of Non Provision of Service in an Area / Coverage Issues Complaints against CMOs during March 2021

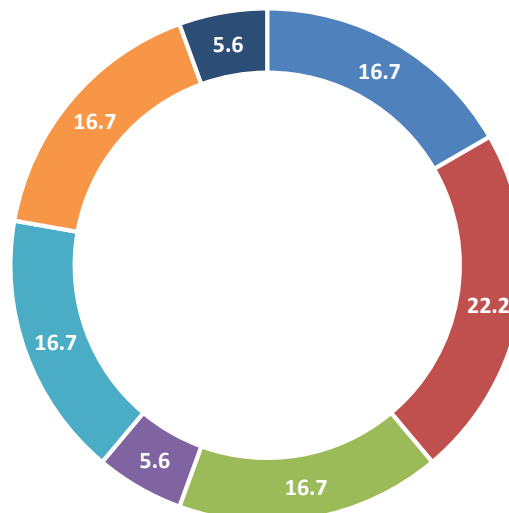


### City-wise Percentage of of Non Provision of Service in an Area / Coverage IssuesComplaints against Jazz During March 2021



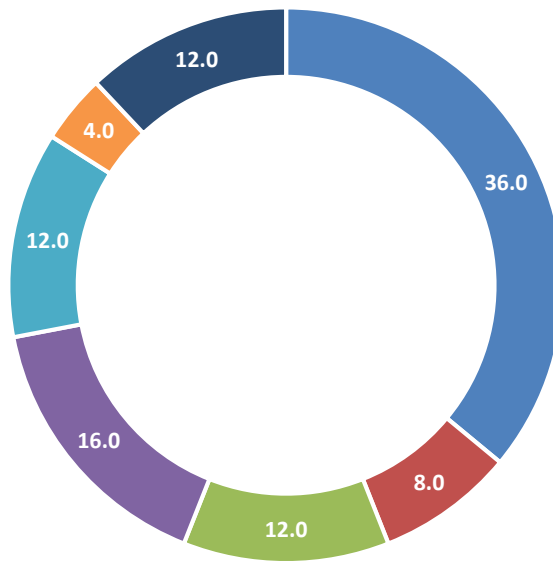
■ Lahore ■ Islamabad ■ Karachi ■ Chakwal ■ Sargodha ■ Faisalabad ■ Rawalpindi

### City-wise Percentage of of Non Provision of Service in an Area / Coverage IssuesComplaints against Telenor During March 2021



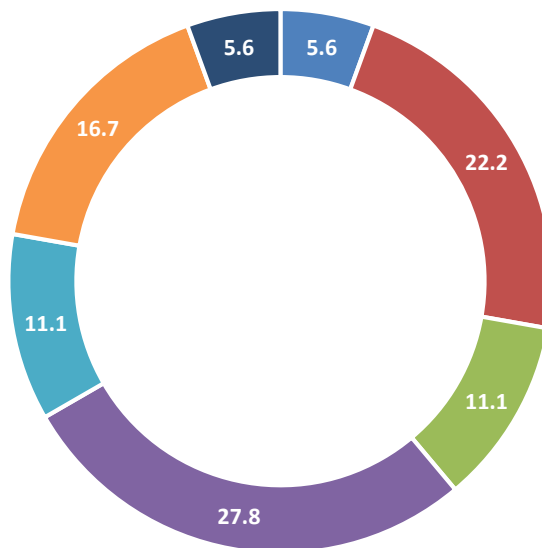
■ Lahore ■ Islamabad ■ Karachi ■ Chakwal ■ Sargodha ■ Faisalabad ■ Rawalpindi

**City-wise Percentage of of Non Provision of Service in an Area / Coverage IssuesComplaints against Ufone During March 2021**



■ Lahore ■ Islamabad ■ Karachi ■ Chakwal ■ Sargodha ■ Faisalabad ■ Rawalpindi

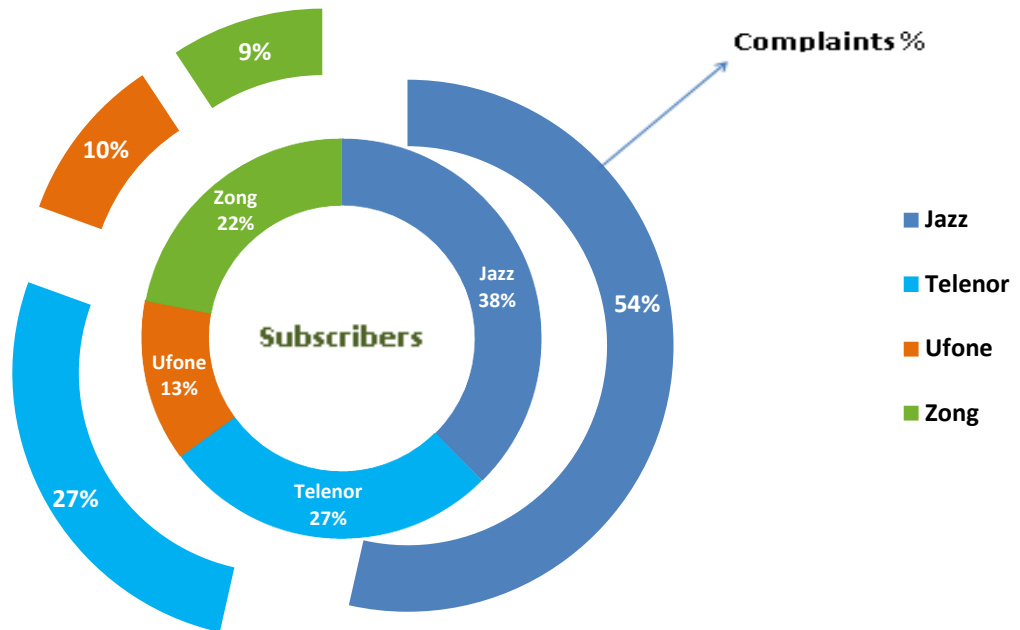
**City-wise Percentage of of Non Provision of Service in an Area / Coverage IssuesComplaints against Zong During March 2021**



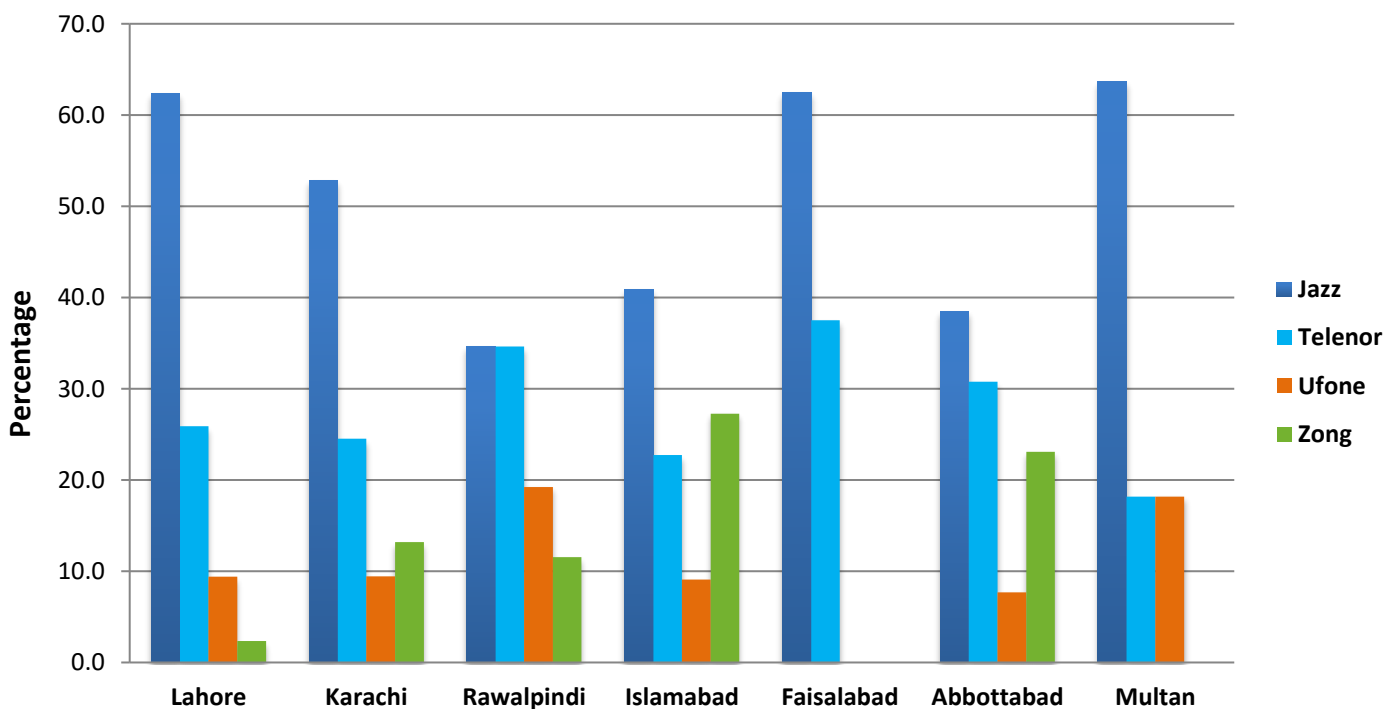
■ Lahore ■ Islamabad ■ Karachi ■ Chakwal ■ Sargodha ■ Faisalabad ■ Rawalpindi

## Operator-wise and City-wise Percentage of Billing Related (Overcharging/Tariff/etc.) Complaints during March 2021

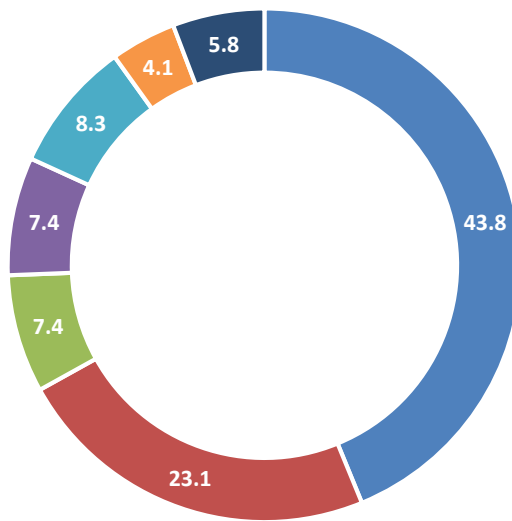
### Operator-wise Percentage from Total Subscriber of Billing Related Complaints During March 2021



### City-wise Percentage of Billing Related (Overcharging/ Tariff/ etc.) Complaints against CMOs during March 2021

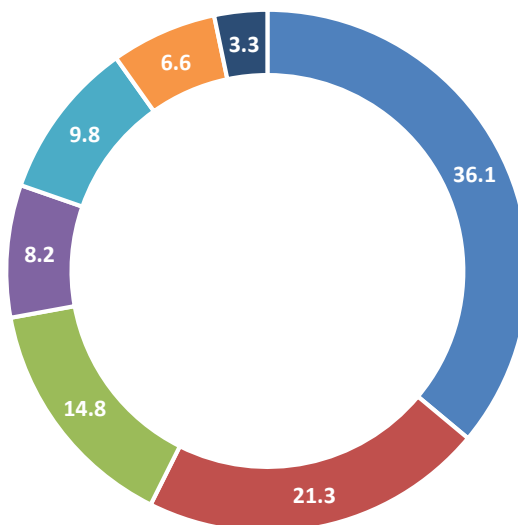


### City-wise Percentage of of Billing Related Complaints against Jazz During March 2021



■ Lahore ■ Karachi ■ Rawalpindi ■ Islamabad ■ Faisalabad ■ Abbottabad ■ Multan

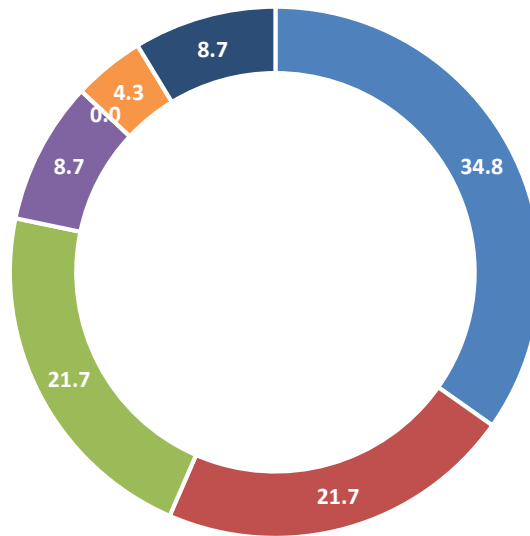
### City-wise Percentage of of Billing Related Complaints against Telenor During March 2021



■ Lahore ■ Karachi ■ Rawalpindi ■ Islamabad ■ Faisalabad ■ Abbottabad ■ Multan

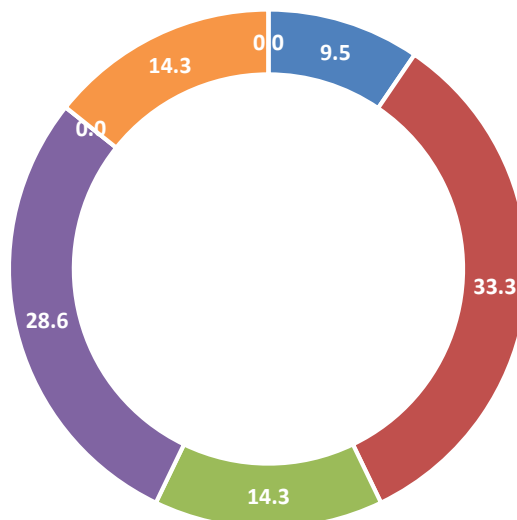


### City-wise Percentage of of Billing Related Complaints against Ufone During March 2021



■ Lahore ■ Karachi ■ Rawalpindi ■ Islamabad ■ Faisalabad ■ Abbottabad ■ Multan

### City-wise Percentage of of Billing Related Complaints against Zong During March 2021



■ Lahore ■ Karachi ■ Rawalpindi ■ Islamabad ■ Faisalabad ■ Abbottabad ■ Multan