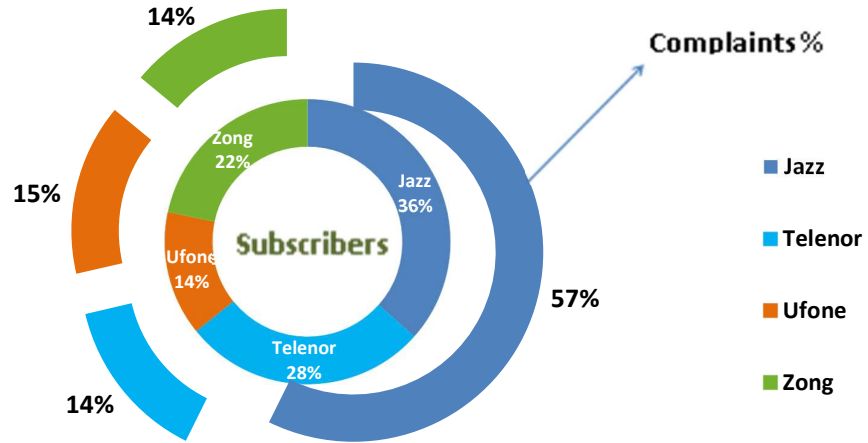
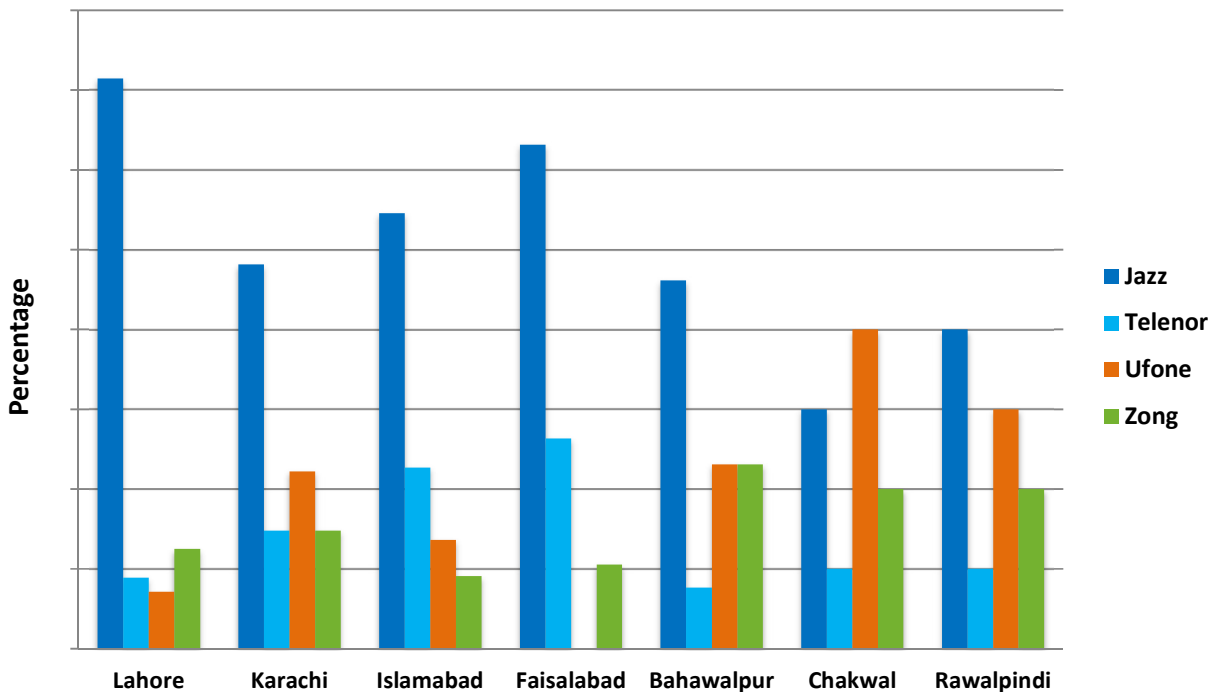


Operator-wise and City-wise Percentage of Quality of Service Complaints during August 2020

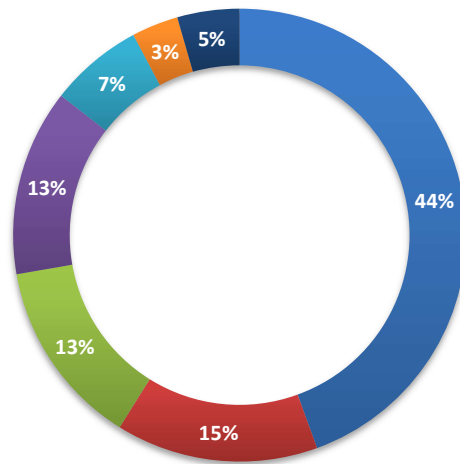
Operator-wise Percentage from Total Subscriber of Quality of Service Complaints During August 2020



City-wise Percentage of Quality of Service Complaints against CMOs During August 2020

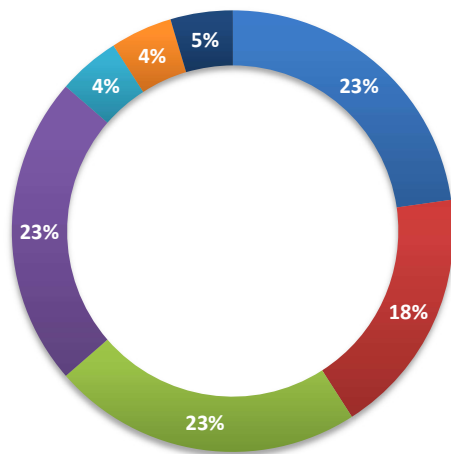


City-wise Percentage of Quality of Service Complaints against Jazz During August 2020



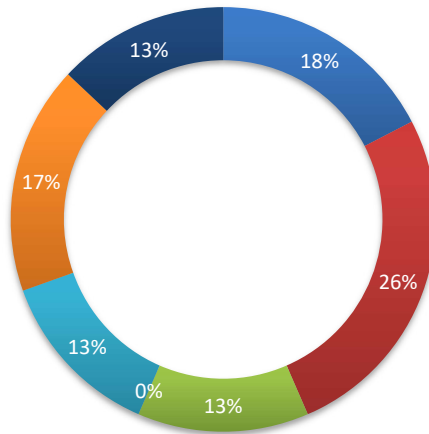
■ Lahore ■ Karachi ■ Islamabad ■ Faisalabad ■ Bahawalpur ■ Chakwal ■ Rawalpindi

City-wise Percentage of Quality of Service Complaints against Telenor During August 2020



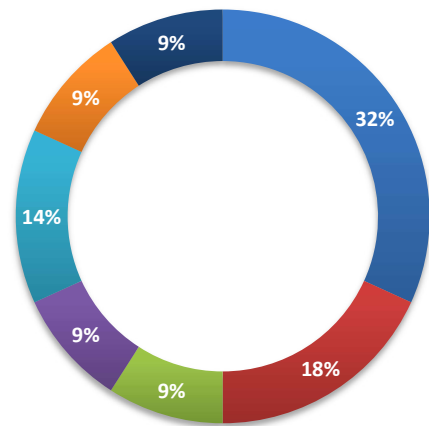
■ Lahore ■ Karachi ■ Islamabad ■ Faisalabad ■ Bahawalpur ■ Chakwal ■ Rawalpindi

City-wise Percentage of Quality of Service Complaints against Ufone During August 2020



■ Lahore ■ Karachi ■ Islamabad ■ Faisalabad ■ Bahawalpur ■ Chakwal ■ Rawalpindi

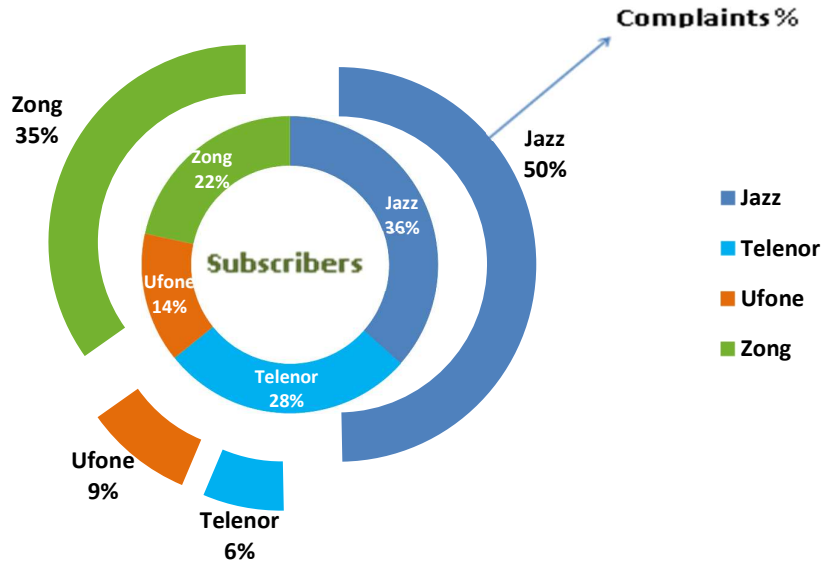
City-wise Percentage of Quality of Service Complaints against Zong During August 2020



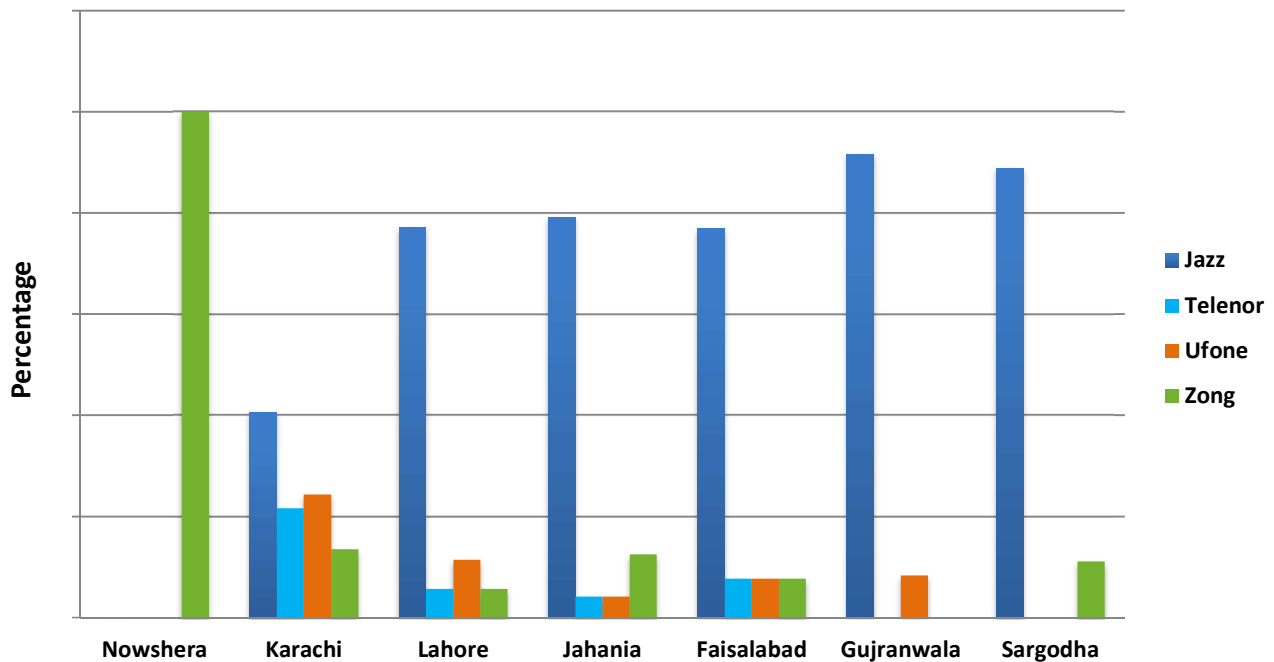
■ Lahore ■ Karachi ■ Islamabad ■ Faisalabad ■ Bahawalpur ■ Chakwal ■ Rawalpindi

Operator-wise and City-wise Percentage of Non-Provision of Service in an Area / Coverage Issues Complaints during August 2020

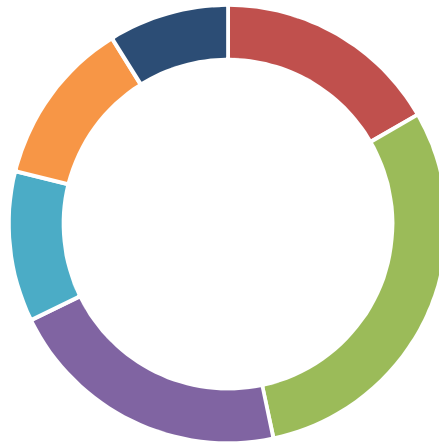
Operator-wise Percentage from Total Received Complaints and Subscribers of Non Provision of Service in an Area / Coverage Issues Complaints during August 2020



City-wise Percentage of Non-Provision of Service in an Area / Coverage Issues Complaints against Telenor during August 2020

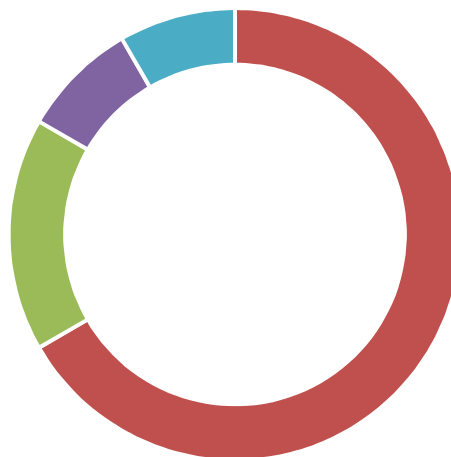


City-wise Percentage of of Non Provision of Service in an Area / Coverage IssuesComplaints against Jazz During August 2020



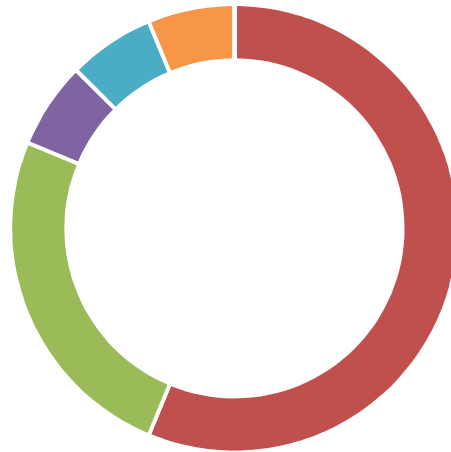
■ Nowshera ■ Karachi ■ Lahore ■ Jahania ■ Faisalabad ■ Gujranwala ■ Sargodha

City-wise Percentage of of Non Provision of Service in an Area / Coverage IssuesComplaints against Telenor During August 2020



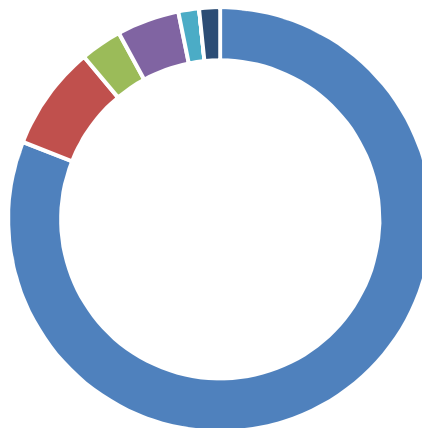
■ Nowshera ■ Karachi ■ Lahore ■ Jahania ■ Faisalabad ■ Gujranwala ■ Sargodha

City-wise Percentage of of Non Provision of Service in an Area / Coverage IssuesComplaints against Ufone During August 2020



■ Nowshera ■ Karachi ■ Lahore ■ Jahania ■ Faisalabad ■ Gujranwala ■ Sargodha

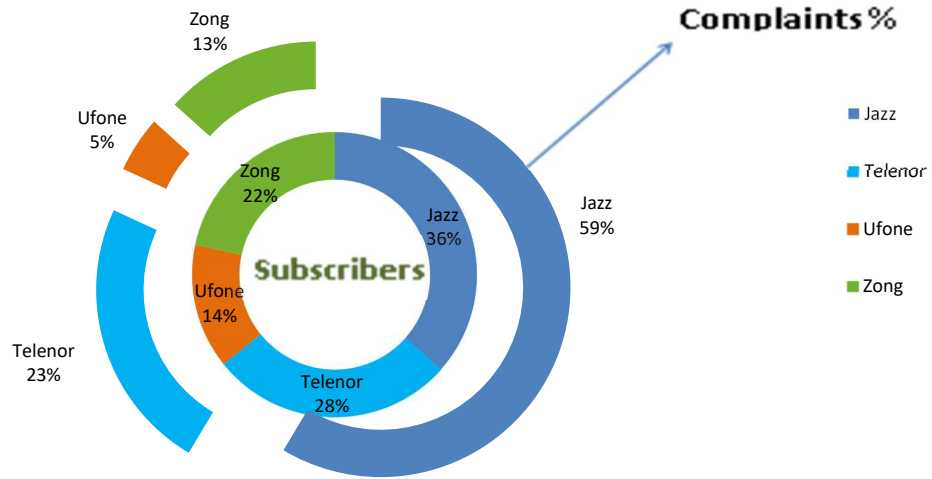
City-wise Percentage of of Non Provision of Service in an Area / Coverage IssuesComplaints against Zong During August 2020



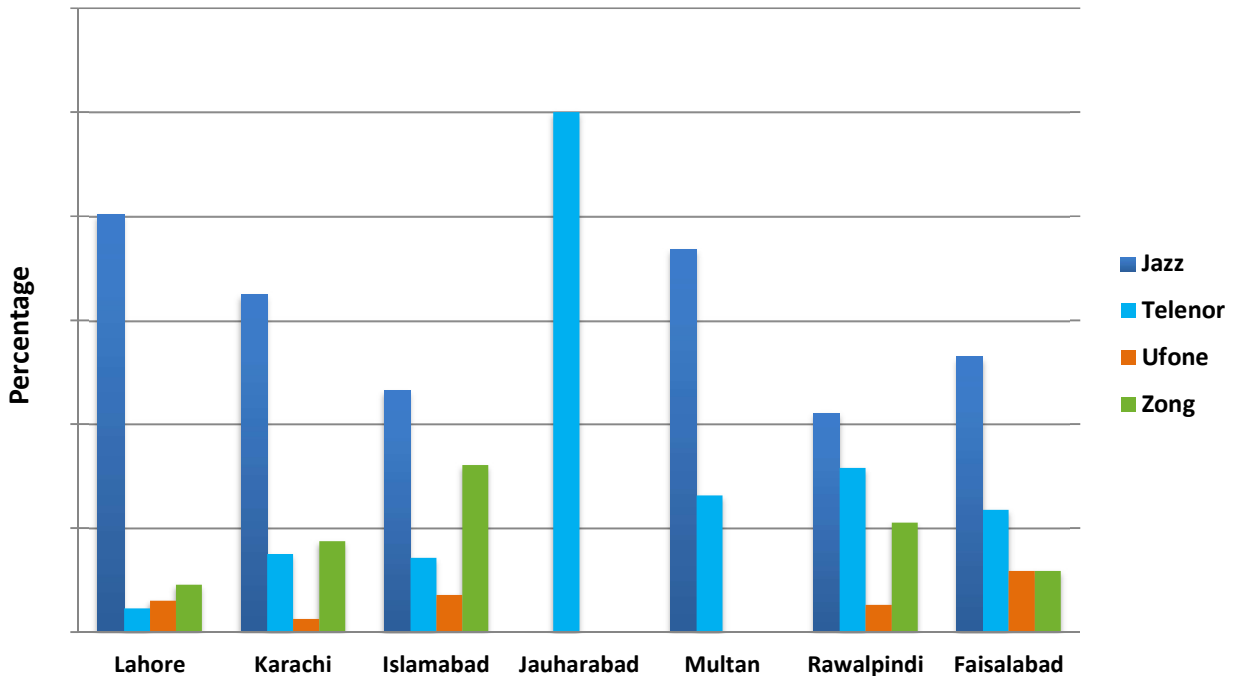
■ Nowshera ■ Karachi ■ Lahore ■ Jahania ■ Faisalabad ■ Gujranwala ■ Sargodha

Operator-wise and City-wise Percentage of Billing Related Issues (Overcharging/Tariff/etc.) Complaints during August 2020

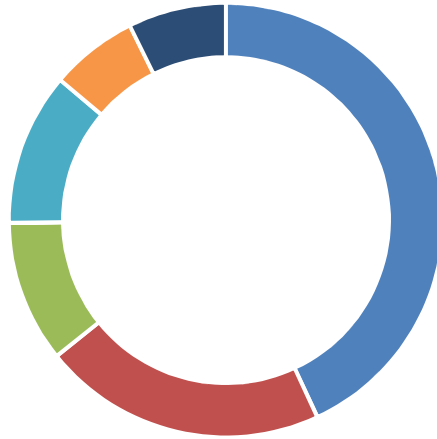
Operator-wise Percentage from Total Subscriber of Billing Related Issue Complaints During August 2020



City-wise Percentage of Billing Related Issues (Overcharging/ Tariff/ etc.) Complaints against CMOs during August 2020



City-wise Percentage of of Billing Related Issues Complaints against Jazz During August 2020



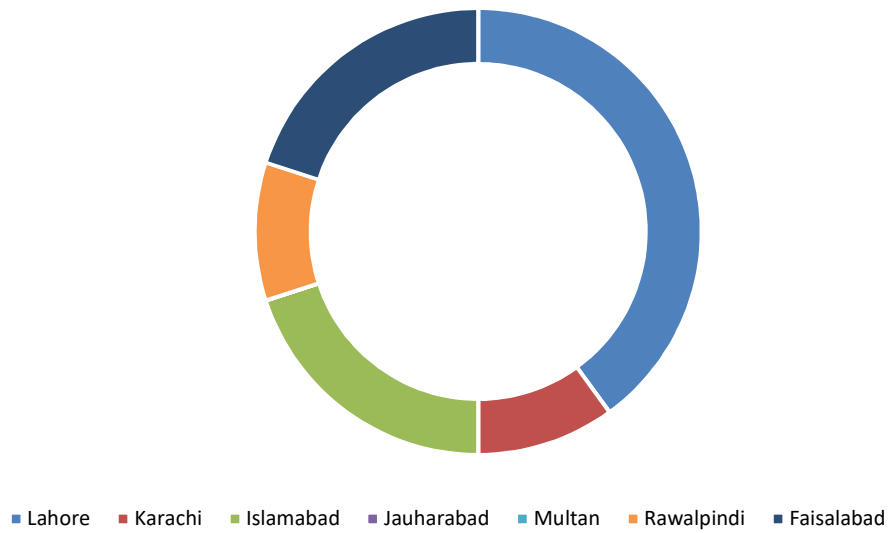
■ Lahore ■ Karachi ■ Islamabad ■ Jauharabad ■ Multan ■ Rawalpindi ■ Faisalabad

City-wise Percentage of of Billing Related Issues Complaints against Telenor During August 2020



■ Lahore ■ Karachi ■ Islamabad ■ Jauharabad ■ Multan ■ Rawalpindi ■ Faisalabad

City-wise Percentage of of Billing Related Issues Complaints against Ufone During August 2020



City-wise Percentage of of Billing Related Issues Complaints against Zong During August 2020

